

Online Survey Analysis

Columbia University – SIPA workshop team



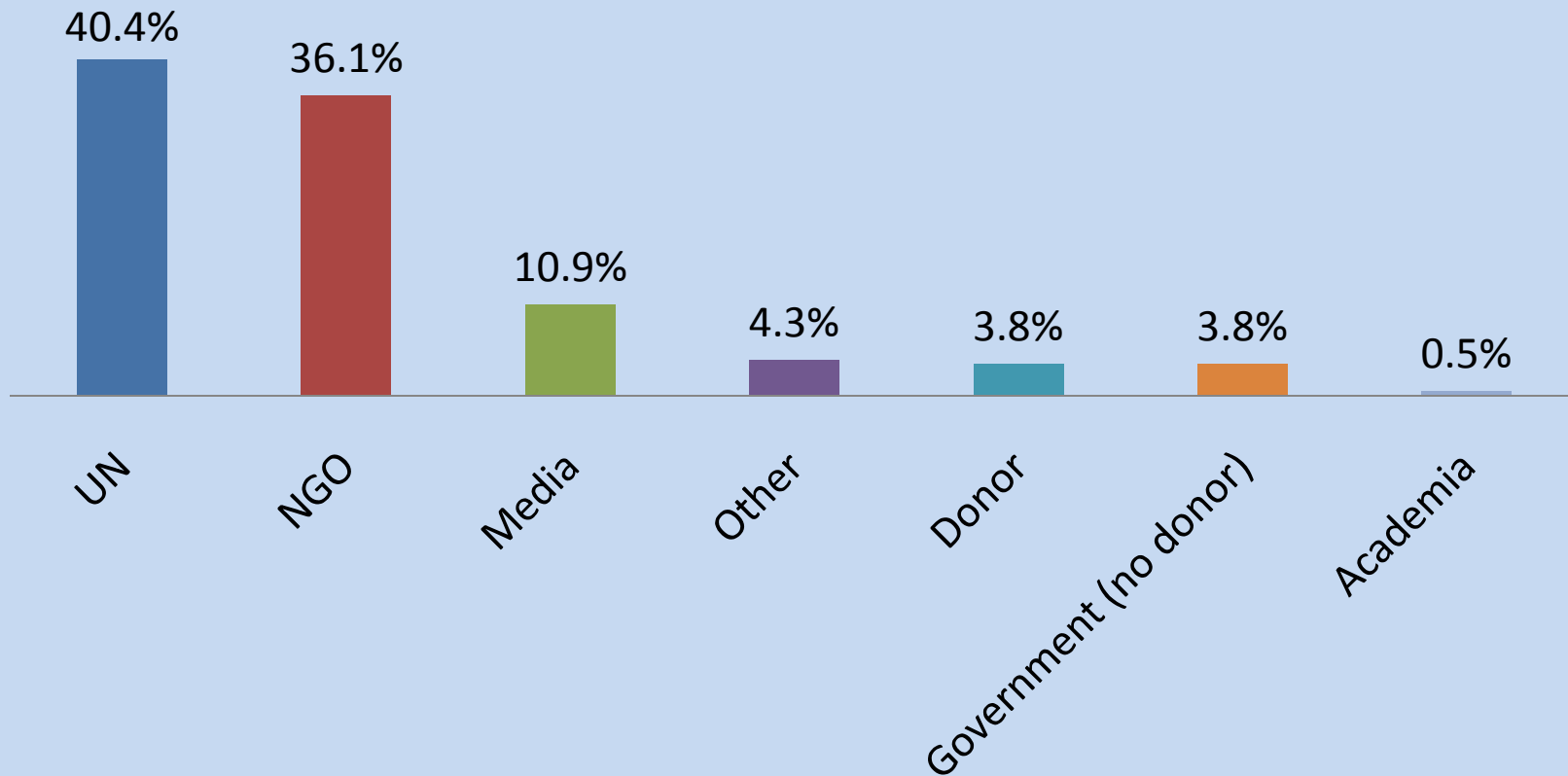
COLUMBIA | SIPA

School of International and Public Affairs

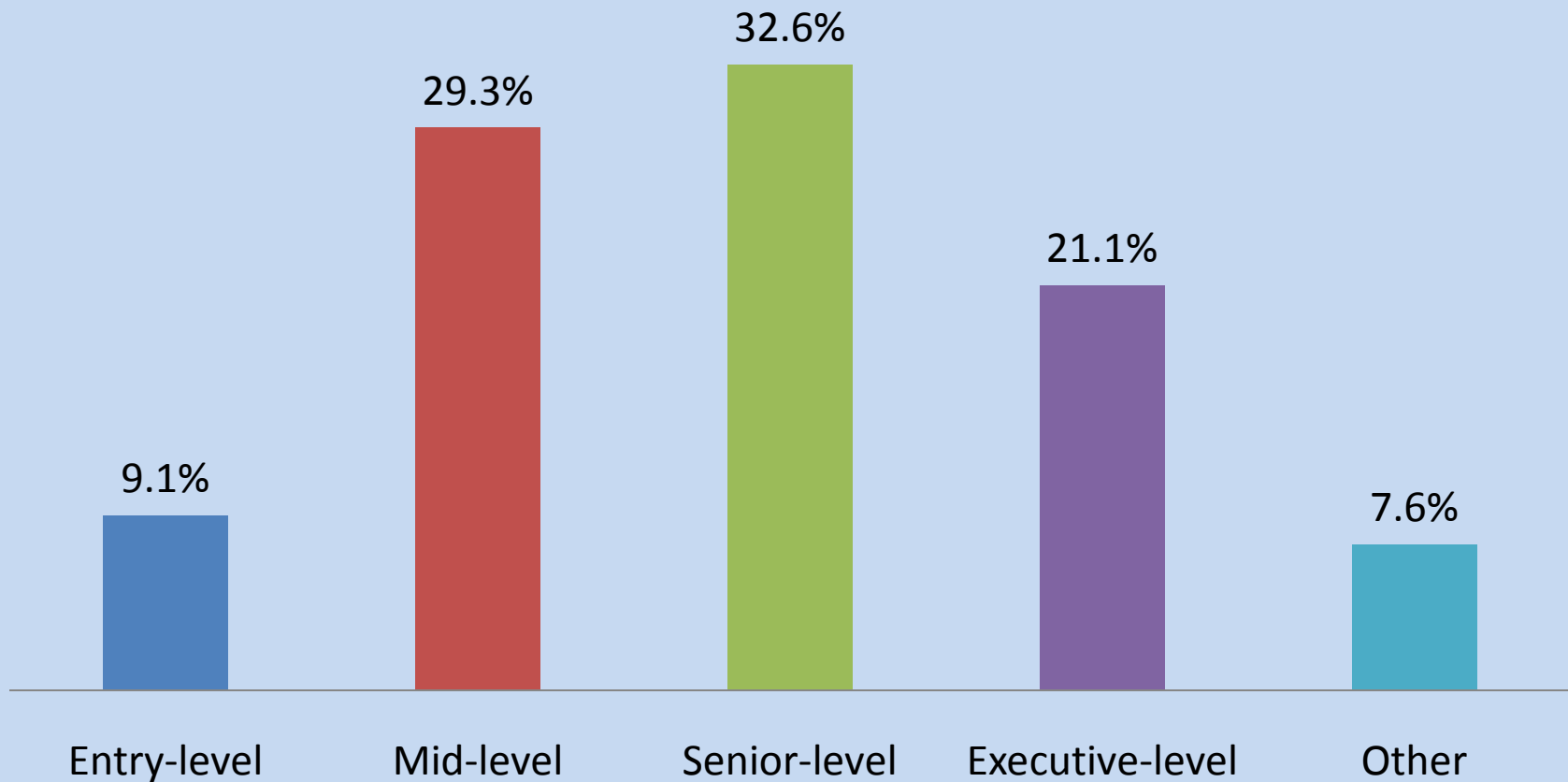
The survey

- Survey focused on information needs in general and on the IAU site
- Conducted from 29 December to 15 January
- 227 responses

What type of organization do you work for?



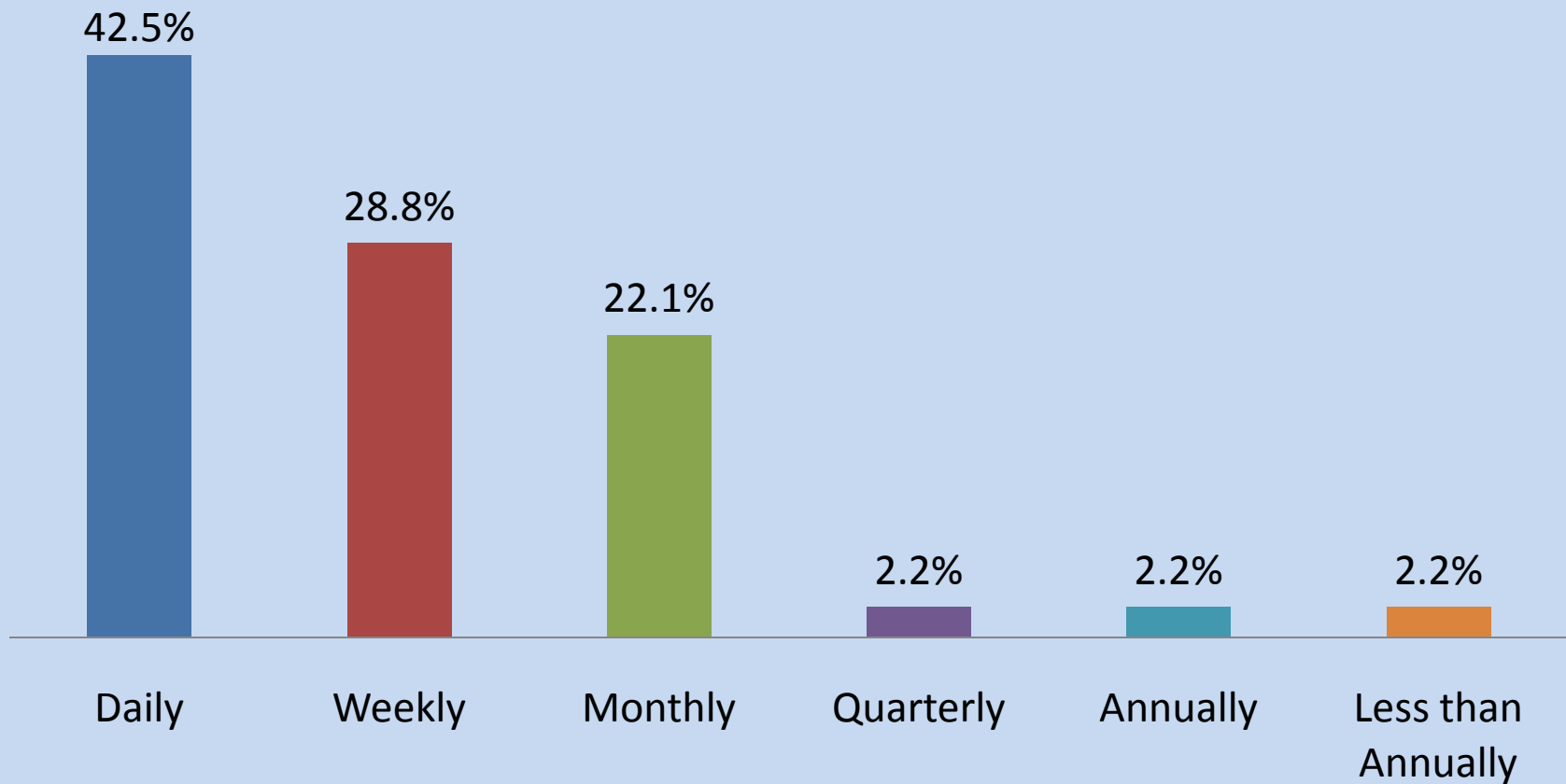
What is your position within the organization?



COLUMBIA | SIPA

School of International and Public Affairs

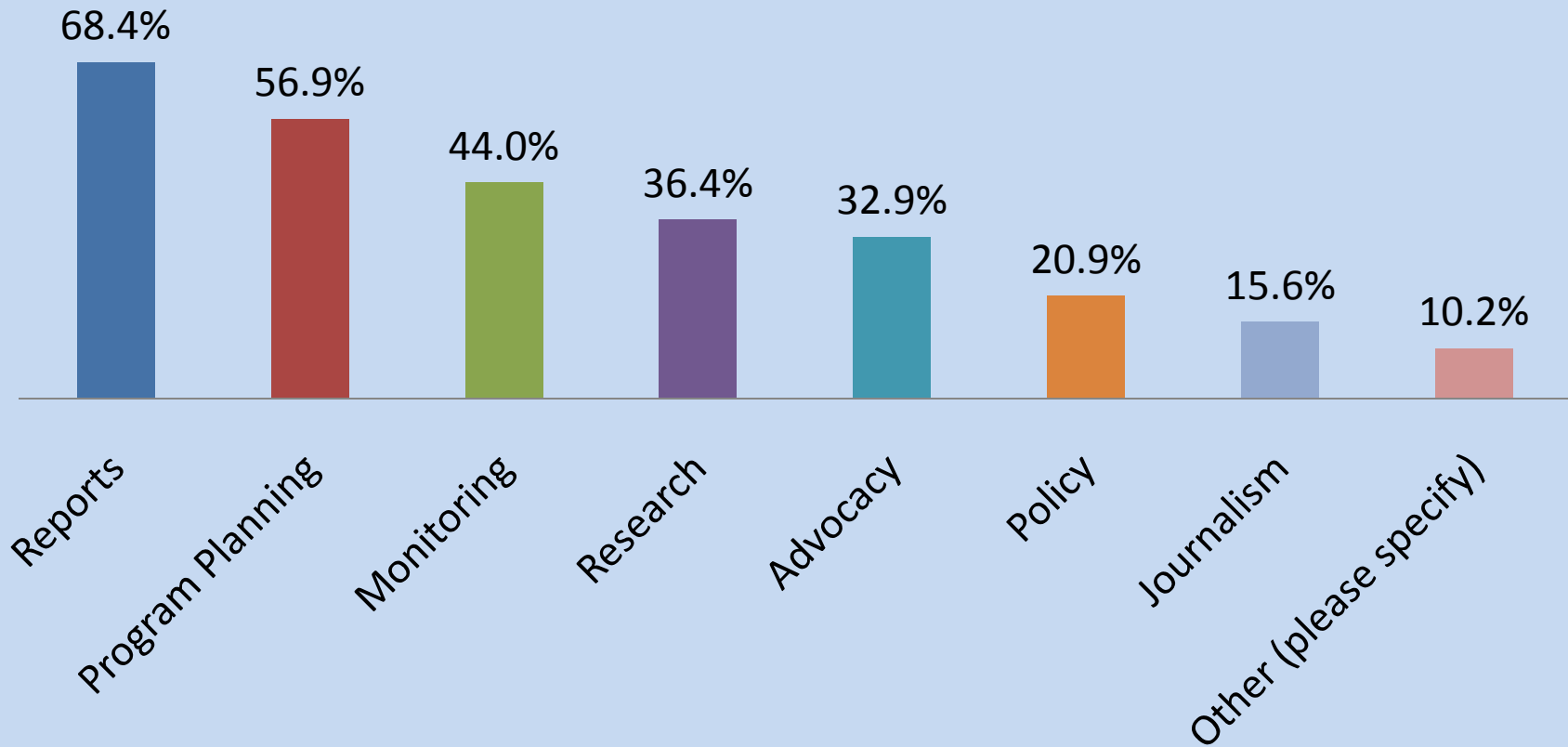
How often do you access information (reports, maps, data, charts) on Iraq?



COLUMBIA | SIPA

School of International and Public Affairs

What do you use this information for?



COLUMBIA | SIPA

School of International and Public Affairs

Where do you go to find what sectoral information?

	IAU	Reliefweb	News/Media	UN Agency Sites	Government of Iraq	Personal Contacts	Other	Do not follow
<u>Food/Nutrition</u>	32.6% (62)	31.6% (60)	40.5% (77)	54.7% (104)	33.7% (64)	45.8% (87)	16.8% (32)	19.5% (37)
<u>WatSan</u>	30.1% (53)	25.0% (44)	36.9% (63)	43.2% (76)	26.7% (47)	38.6% (68)	14.8% (26)	27.8% (49)
<u>Human Rights/Protection</u>	31.4% (59)	32.4% (61)	58.0% (109)	58.5% (110)	29.8% (56)	56.9% (107)	22.9% (43)	10.6% (20)
<u>Shelter & Non-Food Items</u>	33.9% (60)	33.2% (57)	35.0% (62)	48.6% (86)	32.8% (58)	41.2% (73)	18.6% (33)	20.3% (36)
<u>Health</u>	35.5% (65)	32.2% (59)	48.1% (88)	56.3% (103)	44.3% (81)	45.4% (83)	20.2% (37)	15.8% (29)
<u>Education</u>	35.8% (64)	26.3% (47)	41.9% (75)	48.0% (86)	46.9% (84)	40.8% (73)	19.6% (35)	19.0% (34)
<u>Security</u>	30.1% (56)	24.2% (45)	64.5% (120)	40.9% (76)	48.9% (91)	55.9% (104)	31.7% (59)	8.1% (15)
<u>Governance</u>	29.8% (53)	21.3% (38)	55.6% (99)	45.5% (81)	46.1% (82)	52.2% (93)	28.1% (50)	12.4% (22)
<u>Economic</u>	30.2% (54)	23.5% (42)	60.3% (108)	44.7% (80)	46.9% (84)	53.1% (95)	30.2% (54)	13.6% (24)

What information on Iraq do you require that you are not currently able to find?

- *Level of analysis*
e.g. “District and sub-district level information - on anything. Most of the surveys are done at the national or governorate level.”
- *Thematic*
e.g. “Barrier checkpoint mapping, security incident mapping, threat mapping” and “primary schools information related to disabled children”



What information on Iraq do you require that you are not currently able to find?

- *Time-based information*
“Baseline information from previous years, graphs comparing different years, seasons, pre-war, post-war etc.”
- *Frequency of updates / information changing quickly*
“there are no updated statistics on Iraq, all are estimated”

What information on Iraq do you require that you are not currently able to find?

- *International projects / programs*

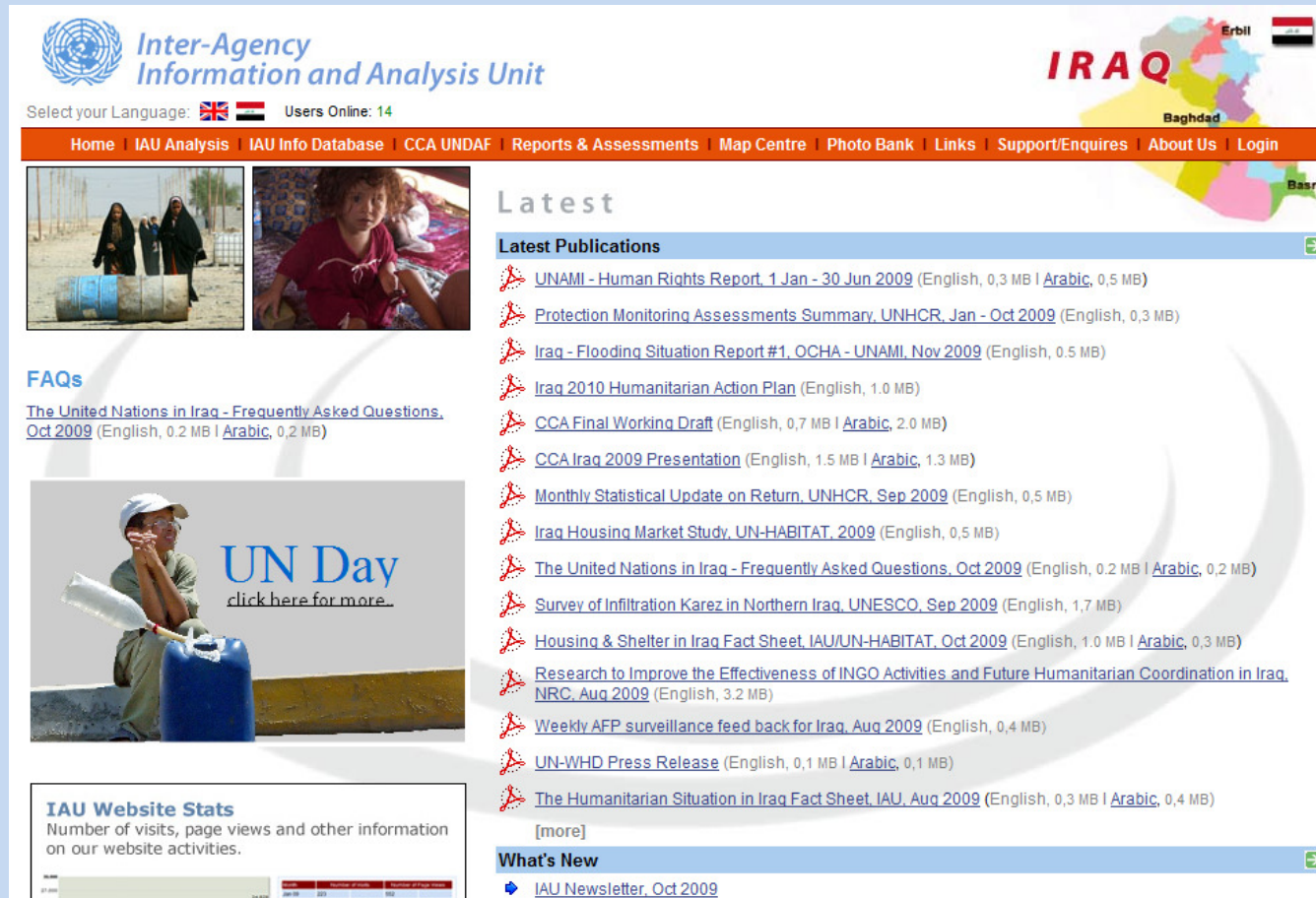
“Information about international NGOs activities (not UN agencies)”

- *Structure of information*

“The issue isn't a lack of information. It's a lack of consolidated information that supports efficient planning. The IAU, for example, should allow people working in Iraq to understand gaps and duplication in assistance.



IAU website



The screenshot shows the homepage of the Inter-Agency Information and Analysis Unit (IAU). At the top left is the UN logo and the text "Inter-Agency Information and Analysis Unit". To the right is a map of Iraq with the text "IRAQ" and the Iraqi flag. Below the logo, there is a language selection menu and "Users Online: 14". A navigation bar contains links for Home, IAU Analysis, IAU Info Database, CCA UNDAF, Reports & Assessments, Map Centre, Photo Bank, Links, Support/Enquires, About Us, and Login. The main content area is divided into three columns. The left column features two small images, a "FAQs" section with a link to "The United Nations in Iraq - Frequently Asked Questions, Oct 2009", and a "UN Day" banner with a photo of a man and a blue water container. The middle column has a "Latest" section with a "Latest Publications" heading and a list of 15 reports with their titles, languages, and sizes. The right column has a "What's New" section with a link to "IAU Newsletter, Oct 2009". At the bottom left, there is an "IAU Website Stats" section with a table showing website statistics.

Inter-Agency Information and Analysis Unit

Select your Language: Users Online: 14

IRAQ

Home | IAU Analysis | IAU Info Database | CCA UNDAF | Reports & Assessments | Map Centre | Photo Bank | Links | Support/Enquires | About Us | Login

Latest

Latest Publications

- [UNAMI - Human Rights Report, 1 Jan - 30 Jun 2009](#) (English, 0,3 MB | [Arabic](#), 0,5 MB)
- [Protection Monitoring Assessments Summary, UNHCR, Jan - Oct 2009](#) (English, 0,3 MB)
- [Iraq - Flooding Situation Report #1, OCHA - UNAMI, Nov 2009](#) (English, 0,5 MB)
- [Iraq 2010 Humanitarian Action Plan](#) (English, 1,0 MB)
- [CCA Final Working Draft](#) (English, 0,7 MB | [Arabic](#), 2,0 MB)
- [CCA Iraq 2009 Presentation](#) (English, 1,5 MB | [Arabic](#), 1,3 MB)
- [Monthly Statistical Update on Return, UNHCR, Sep 2009](#) (English, 0,5 MB)
- [Iraq Housing Market Study, UN-HABITAT, 2009](#) (English, 0,5 MB)
- [The United Nations in Iraq - Frequently Asked Questions, Oct 2009](#) (English, 0,2 MB | [Arabic](#), 0,2 MB)
- [Survey of Infiltration Karez in Northern Iraq, UNESCO, Sep 2009](#) (English, 1,7 MB)
- [Housing & Shelter in Iraq Fact Sheet, IAU/UN-HABITAT, Oct 2009](#) (English, 1,0 MB | [Arabic](#), 0,3 MB)
- [Research to Improve the Effectiveness of INGO Activities and Future Humanitarian Coordination in Iraq, NRC, Aug 2009](#) (English, 3,2 MB)
- [Weekly AFP surveillance feed back for Iraq, Aug 2009](#) (English, 0,4 MB)
- [UN-WHD Press Release](#) (English, 0,1 MB | [Arabic](#), 0,1 MB)
- [The Humanitarian Situation in Iraq Fact Sheet, IAU, Aug 2009](#) (English, 0,3 MB | [Arabic](#), 0,4 MB)

[more]

What's New

- [IAU Newsletter, Oct 2009](#)

FAQs

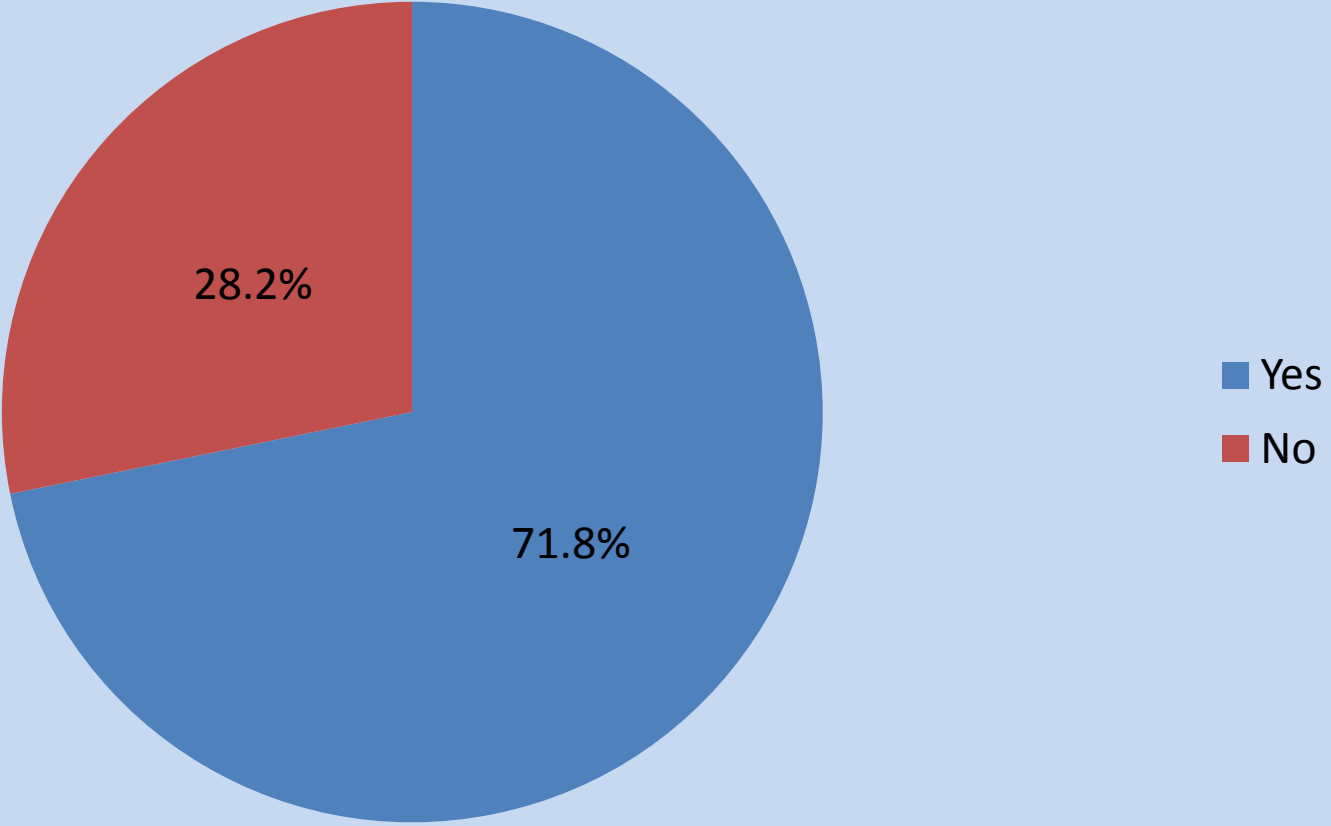
[The United Nations in Iraq - Frequently Asked Questions, Oct 2009](#) (English, 0,2 MB | [Arabic](#), 0,2 MB)

UN Day
click here for more...

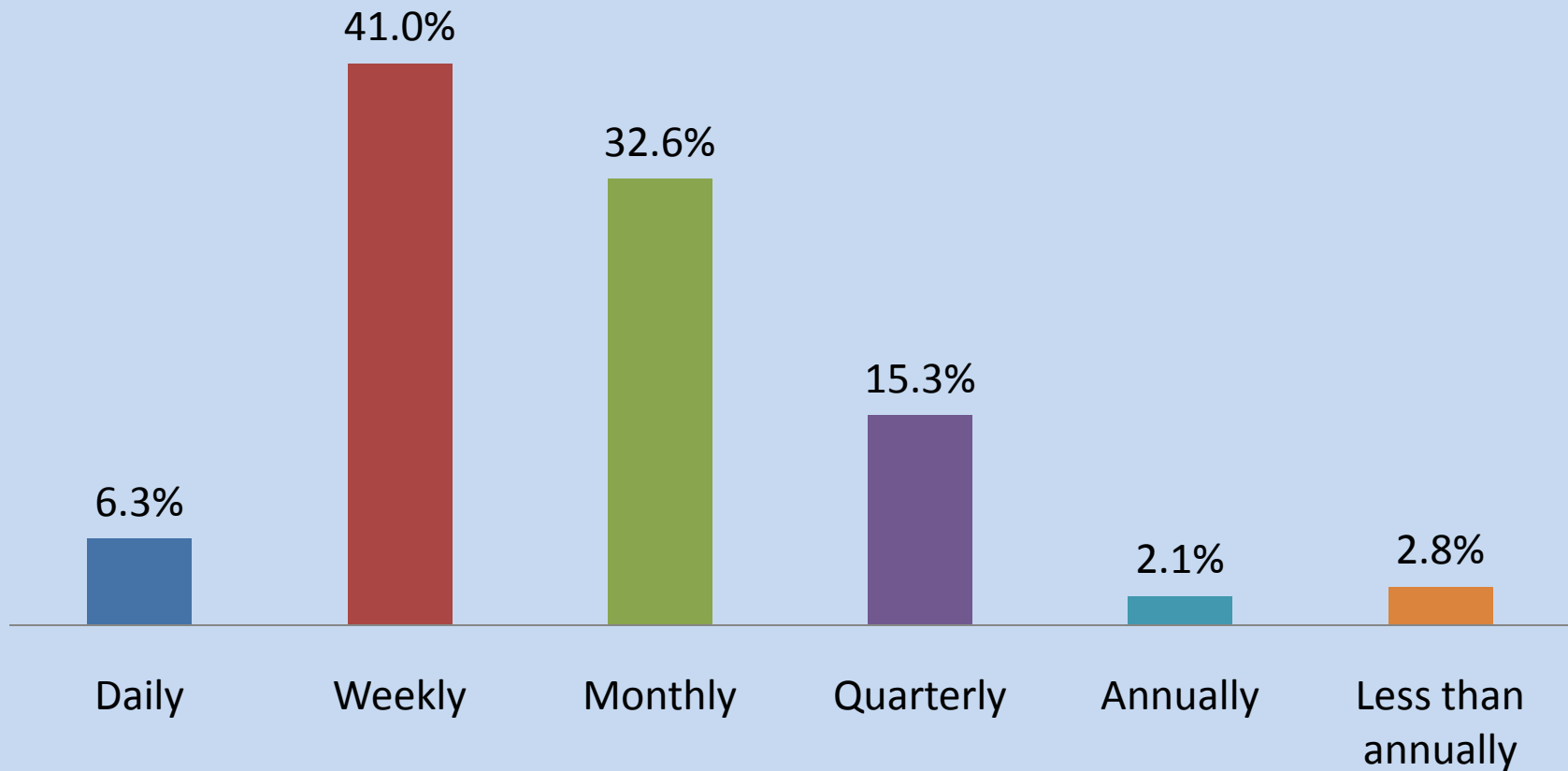
IAU Website Stats
Number of visits, page views and other information on our website activities.

Category	Number of visits	Number of page views
2009-10	223	322
2009-09	200	275
2009-08	180	250
2009-07	160	230
2009-06	140	210
2009-05	120	190
2009-04	100	170
2009-03	80	150
2009-02	60	130
2009-01	40	110
2008-12	20	60

Have you used the IAU's website before?



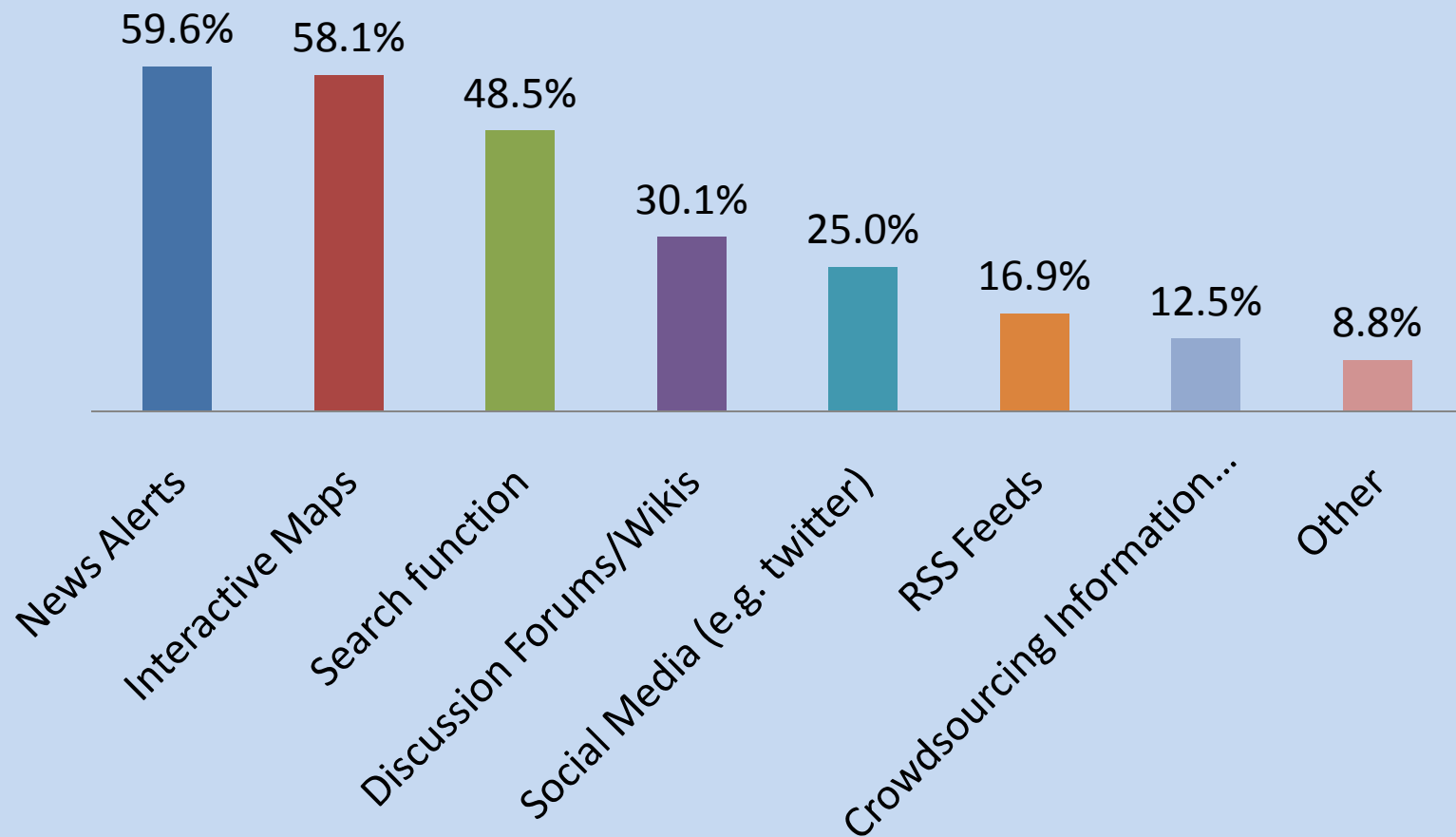
How often do you use the IAU website?



What sections of the IAU website do you use and how often?

	Daily	Weekly	Monthly	Quarterly	Annually	Less than annually
In-Depth Analysis	1.9% (2)	21.3% (23)	29.6% (32)	24.1% (26)	6.5% (7)	6.5% (7)
Governorate Profiles	3.0% (4)	27.3% (36)	35.6% (47)	20.5% (27)	7.6% (10)	2.3% (3)
Other Reports and Analyses	4.2% (5)	28.0% (33)	35.6% (42)	17.8% (21)	5.9% (7)	3.4% (4)
IAU Info Database	4.3% (5)	27.6% (32)	28.4% (33)	23.3% (27)	4.3% (5)	6.0% (7)
CCA/UNDAF	1.1% (1)	25.3% (24)	27.4% (26)	14.7% (14)	9.5% (9)	6.3% (6)
Reports & Assesments	0.9% (1)	25.2% (29)	29.6% (34)	19.1% (22)	12.2% (14)	5.2% (6)
Map Centre	1.6% (2)	26.8% (33)	31.7% (39)	22.8% (28)	5.7% (7)	4.9% (6)
Secured Application: 3W	2.7% (3)	25.5% (28)	23.6% (26)	17.3% (19)	9.1% (10)	6.4% (7)
Other Secured Applications	3.8% (4)	26.0% (27)	26.9% (28)	16.3% (17)	5.8% (6)	4.8% (5)
Other	7.1% (3)	14.3% (6)	26.2% (11)	9.5% (4)	4.8% (2)	11.9% (5)

What other functions would you like to see on the IAU's website?



COLUMBIA | SIPA

School of International and Public Affairs

Have you ever submitted a map or information request to IAU?



Do you have any general comments and/or suggestions on the content of the IAU website?

- The sheer amount of content on the site is good
- Make the interface more user-friendly, accessible and attractive
- Adapt the site for low-bandwidth situations (like in Iraq)
- Add specific thematic content
- Add levels of analysis
- It needs to be updated more frequently
- Make the site fully accessible in Arabic



info@iauiraq.org



COLUMBIA | SIPA

School of International and Public Affairs