

PROVINCIAL FACTBOOK

Created by:

ITAO Information Management Unit

May, 2009

Thi Qar

Capital: Nasiriyah

Total Area: 12,900 km² (4,980.7 sq mi)

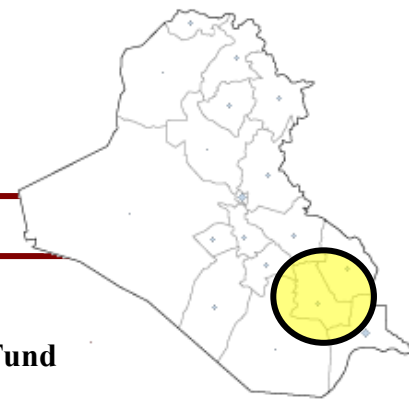
Population (2003) – Total: 1,472,000

Main Language(s): Arabic





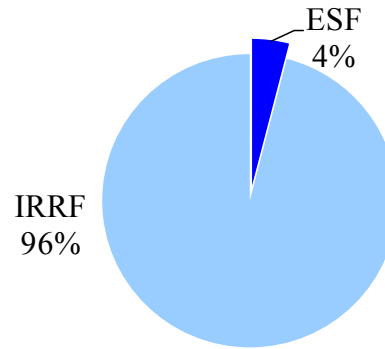
Thi Qar Funding Overview: Department of State Funds



Reconstruction Funding Overview

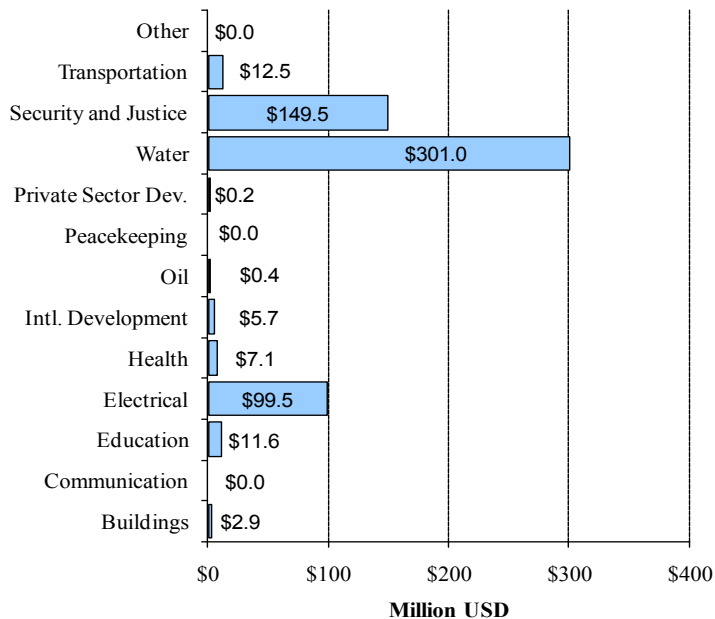
Status	Number of Projects	Dollar Value (USD)
Completed	768	\$561,146,972
<i>Construction</i>	367	\$536,718,627
<i>Non-Construction</i>	401	\$24,428,345
In-Progress	59	\$54,378,859
<i>Construction</i>	19	\$52,983,091
<i>Non-Construction</i>	40	\$1,395,768
Grand Total	827	\$615,525,830

Spending By Fund



Funds included in this report incorporate Iraq Relief and Reconstruction Funds, money appropriated in 2004 to facilitate reconstruction of Iraq's key infrastructure sites, as well as Economic Support Funds from 2006 and 2007

IRRF Spending By Sector (\$ mil.)



Source: IRMS

Reconstruction Investment Comparison - IRRF

Sector	Provincial Spending	National Spending
Buildings	0.5%	0.8%
Communication	0.0%	0.4%
Education	2.0%	1.4%
Electrical	16.9%	34.9%
Health	1.2%	2.3%
Intl. Development	1.0%	4.5%
Oil	0.1%	7.2%
Peacekeeping	0.0%	0.0%
Private Sector Dev.	0.0%	0.2%
Water	51.0%	17.0%
Security and Justice	25.3%	27.6%
Transportation	2.1%	3.7%
Others	0.0%	0.0%

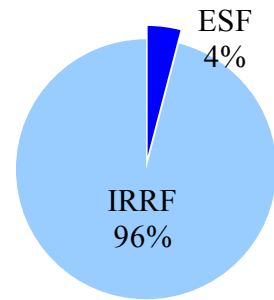


Thi Qar Funding Overview: Department of State Funds

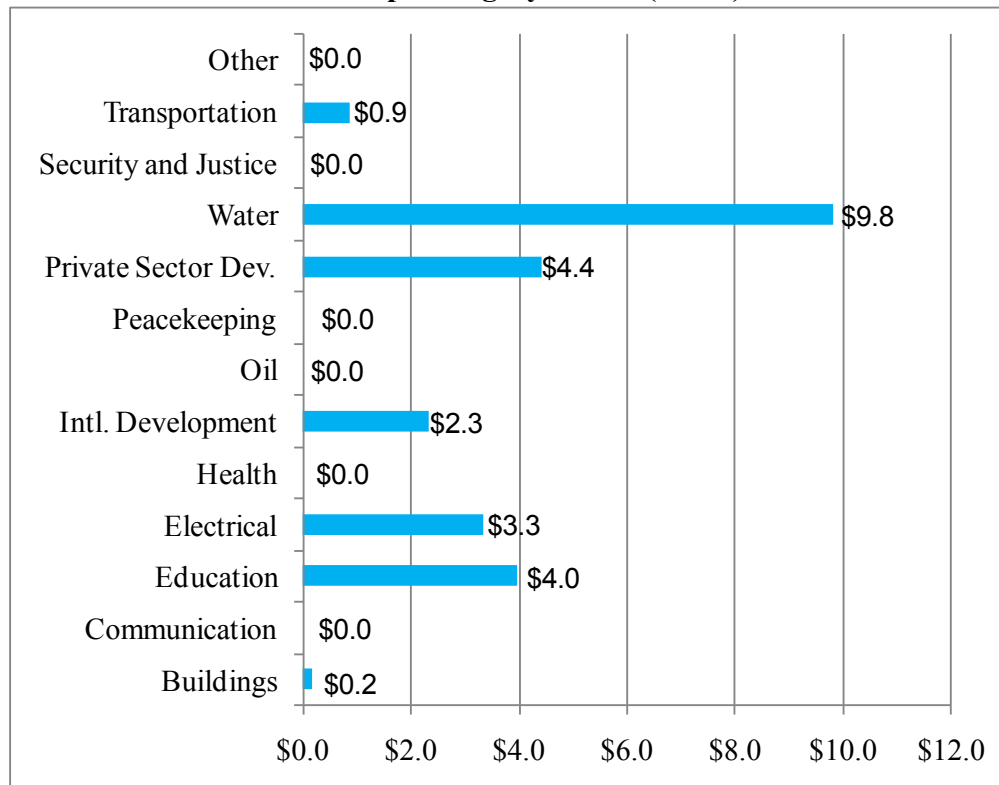


Reconstruction Investment Comparison - ESF

Sector	Provincial Spending	National Spending
Buildings	0.7%	2.7%
Communication	0.0%	0.3%
Education	16.0%	5.7%
Electrical	13.4%	6.9%
Health	0.0%	4.3%
Intl. Development	9.3%	50.4%
Oil	0.0%	11.8%
Peacekeeping	0.0%	0.0%
Private Sector Dev.	17.8%	4.3%
Water	39.3%	9.7%
Security and Justice	0.0%	0.1%
Transportation	3.5%	3.7%
Others	0.0%	0.0%

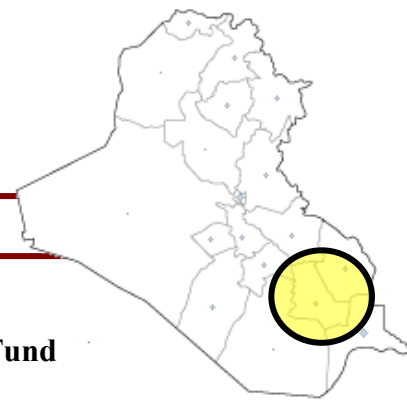


ESF Spending By Sector (\$ mil.)





Thi Qar Funding Overview: Department of Defense Funds

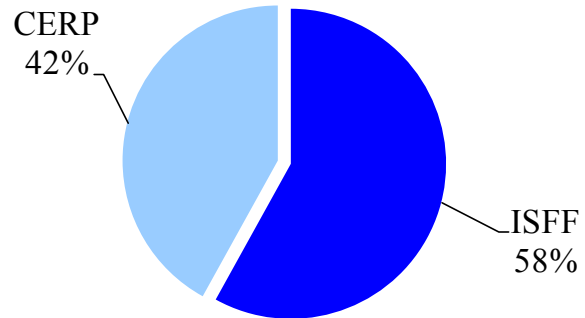


Assistance Overview

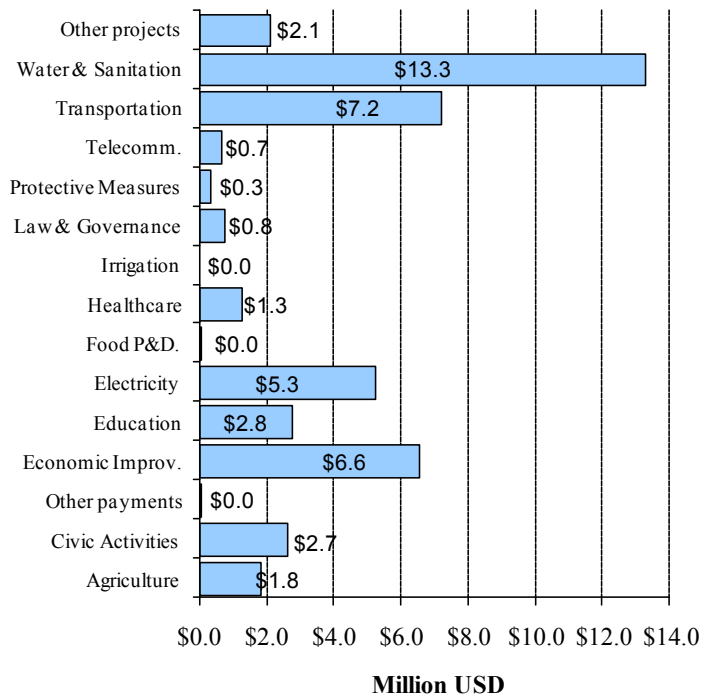
Status	Number of Projects	Dollar Value (USD)
Completed	378	\$72,297,072
<i>Construction</i>	226	\$59,951,356
<i>Non-Construction</i>	152	\$12,345,716
In-Progress	30	\$34,635,312
<i>Construction</i>	11	\$33,119,612
<i>Non-Construction</i>	19	\$1,515,700
Grand Total	408	\$106,932,384

Funds included in the above chart reflect Department of Defense funds. These include the Commander's Emergency Response Program (CERP), as well as the Iraq Security Forces Fund (ISFF).

Spending By Fund



Military Spending By Sector-CERP- (\$ mil.)



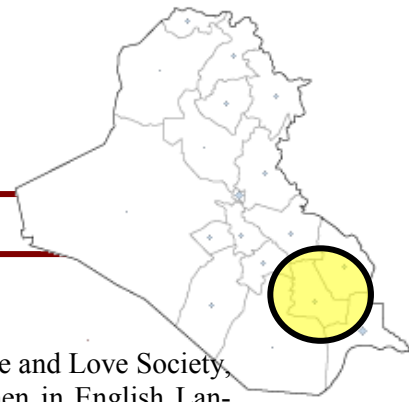
Source: IRMS

Military Reconstruction Investment

Sector	Provincial Spending	National Spending
Agriculture	4.1%	2.9%
Civic Activities	5.9%	8.8%
*Other Payments	0.1%	1.8%
Economic Improv.	14.6%	2.8%
Education	6.2%	10.8%
Electricity	11.7%	10.0%
Food P&D.	0.1%	0.4%
Healthcare	2.9%	3.5%
Irrigation	0.0%	0.0%
Law & Governance	1.7%	3.5%
Protective Measures	0.8%	12.3%
Telecomm.	1.5%	1.0%
Transportation	16.1%	10.7%
Water & Sanitation	29.6%	22.4%
**Other Projects	4.8%	9.3%

*Other payments consist of condolence & detainee release payments.

**Other projects consist of battle damage reparations & misc humanitarian projects.



PRT & PRDC ACTIVITIES

PRT HIGHLIGHTS

- PRT Cultural Affairs section is setting up a women’s training program with Peace and Love Society, an active local NGO. The pilot training opportunity will train 40 career women in English Language and Computer skills, and teach 30 illiterate women to read and write.
- The PRT Team Leader met with Nasiriyah Prison Warden where a wide number of issues were discussed, potentially resulting in a number of initiatives being introduced. In contrast to many detention centers in other Gulf region states, PRT encountered a very modern, forward thinking warden who considers it an essential role of the prison service to assist in the rehabilitation of prisoners, rather than simply their punishment.
- The new head of the Task Force Iraq and deputy arrived for their first visit to Thi Qar. The main focus of the visit was meeting with local authorities and security forces in order to discuss and evaluate upcoming PRT programs to be implemented with particular focus on health, agriculture and business development.

Top 5 ESF-PRDC Projects (On-going/Complete)

PRT Project Title	Sector	Status	Total Cost	FY Funding
AL-KAZIM WATER SUPPLY (CU)	PW&W	On-going	\$574,112	FY06S ESF
Nasiriyah 33KV POWERLINE	ELECTRICAL	Completed	\$1,152,011	FY06S ESF
Al Jahel-Al Shatrah Water Supply	PW&W	On-going	\$1,114,730	FY07S ESF
Al Shatra and Al Shamiyah Water Pump Station	PW&W	Completed	\$901,360	FY06S ESF
AL NAYIF WATER PROJECT	PW&W	On-going	\$849,413	FY07S ESF

PRDC Economic Support Fund (ESF)

NET App	NET App Value	Awarded	Awarded Value	Started	Started Value	Completed	Completed Value
29	\$21,855,261	25	\$15,276,896	21	\$12,209,329	5	\$3,175,375

**Information provided by the Office of Provincial Affairs and PRT Weekly Summary.*



COMPLETED PROJECTS

PROJECT HIGHLIGHTS

- The completion of **Project Phoenix—Nasiriyah** represents an important step, not only in the reconstruction of Iraq’s electrical infrastructure, but also in the sustainable development of its Government.
- The \$10 million **Nasiriyah Thermal Power Plant Maintenance Upgrade** project was completed July 2004. The Nasiriyah power station is now running at capacity due to the correction of cooling problems for the condensers. The plant received routine maintenance to improve reliability.
- **Design and Construction of Nasiriyah Water Supply Project.** This was chosen as a number one priority due to the impact on a great number of lives and increase the potable water access to a large community. The project included the design and construction of a new water supply system consisting of a new water treatment plant capable of producing a current constructed flow of 5000 cu m/hr of treated water and approximately 55 km of 1,000 mm transmission piping. Design will allow future expansion of the new water treatment plant and transmission pipeline for an ultimate constructed flow of 20,000 cu m/hr of treated water.

Top 10 Projects by Total Cost

Project Name	District	Cost (Million USD)	Category	Fund Type
Design and Construct Nasiriyah Water Supply Project	NASIRIYAH	\$270	PW & WATER	IRRF
Construct Tallil Military Base	NASIRIYAH	\$50	S & J	IRRF
Additional Construction at Talil Military Base	NASIRIYAH	\$22	S & J	IRRF
Project Phoenix - Nasiriyah	NASIRIYAH	\$21	ELECTRICAL	IRRF
Nasiriyah Prison Facility	NASIRIYAH	\$17	S & J	IRRF
Tallil Military Base Additional Construction	NASIRIYAH	\$17	ISFF DE-FENSE FORCES	ISFF
Nasiriyah - Shatra 132 kV Overhead Line Construction	NASIRIYAH	\$15	ELECTRICAL	IRRF
33kV Feeders Construction - Nasiriyah	AL-SHATRA	\$11	ELECTRICAL	IRRF
Military Base - Iraqi Army - 12th Infantry Division	AL-SHATRA	\$11	S & J	IRRF
Nasiriyah Thermal Power Plant Maintenance Upgrade	AL-SHATRA	\$10	ELECTRICAL	IRRF

 =Project Highlighted



PROJECTS IN PROGRESS

PROJECT HIGHLIGHTS

- **Al Ghader Primary 12-classroom school.** This is one of twenty ESF-funded, standard Iraqi schools. The project's estimated date of completion is July 2009.
- **Location Command and Regional Training Center at Tallil.** This project calls for the design, survey and construction of a Location Command, with berthing for 3000 trainees, a DFAC, sewer system upgrades, power generation upgrades, water system upgrades, and renovation of buildings for classrooms. Construction began in March of 2009 and is currently at seven percent completion.

Top 10 Projects by Total Cost

Project Name	District	Cost (Million USD)	Category	Fund Type
Location Command and Regional Training Center at Tallil		\$29	ISFF DEFENSE FORCES	ISFF
Nasiriyah Drainage Pump Station Construction	NASIRIYAH	\$20	PW & WATER	IRRF
Shatra 132kV Substation Extension	NASIRIYAH	\$10	ELECTRICAL	IRRF
Nasiriyah Prison - Phase III	NASIRIYAH	\$8	S & J	IRRF
Nasiriyah Slaughterhouse Rehabilitation	NASIRIYAH	\$3	PRIV SEC DEV	ESF
Explosive Ordnance Disposal Ops at Thi Qar		\$2	ISFF INTE-RIOR FORCES	ISFF
Nasiriyah 132kV Substation Extension	NASIRIYAH	\$2	ELECTRICAL	IRRF
Al Rafedeen 12-classroom primary school	AL-RIFA'I	\$1	EDUCATION	ESF
Al Ghader 12-classroom primary school	NASIRIYAH	\$1	EDUCATION	ESF
Al Zaffer 8-classroom primary school	AL-SHATRA	\$1	EDUCATION	ESF

 =Project Highlighted